

Drug Related Information Monthly Report - July 2020 Fact Sheet



Research Division
National Dangerous Drugs Control Board

Introduction

Currently, drug prevalence, drug related offences and drug related offenders who were arrested by Sri Lankan law enforcement agencies are being increased. Studying about reported drug related arrests and treatment data is very helpful to identify the current trends and patterns on drug abuse. Therefore, the research division has introduced the Drug Abuse Monitoring System (DAMS). DAMS is a computerized information system, which collects information on persons arrested for drug related offences and persons seeking treatment for drug use. This report is prepared by using recorded data of DAMS in June and July in 2020 and the information on drug related arrests was revealed by the report.

Objectives

The objectives are to document current trends and patterns on drug related arrests and treatment for policy making and to disseminate knowledge on current trends and patterns of drug abuse to the NDDCB staff and other related agencies for drug control, planning of drug prevention, treatment and outreach programmes.

Results and Findings

According to the recorded figures, 4043 persons were arrested for drug related offences during June and July in 2020. Among these arrested persons, 1986 persons were arrested in June and 2057 persons were arrested in July. It was 4% increase in July with compare to June in 2020.

District

By considering the arrested data in July, the highest number of persons (454) was reported from Colombo district. Kurunegala (216), Gampaha (214), Anuradhapura (152) and Galle (151) districts were recorded as the next highest number of drug related arrests respectively. 10 districts were highlighted with the increased number of arrested persons in July with compared to June and highest increasing percentage was reported from Kurunegala district. 15 districts showed a decrease in July with compared to June in 2020 and highest decreasing percentage was indicated from Hambantota district. There was no any arrested person in July from Killinochchi district. However, considerable numbers of arrests were reported in every district except Killinochchi during the considered period.

Gender

The majority (98%) of the arrested persons in July was males and rest was females. By comparing the data in June and July, the majorities were males in both months and percentages were same.

Age

60% of arrested persons in July belonged to 20-34 age category. There were significant numbers of arrested persons in all age categories. By comparing age categories of arrested persons in June with July, it can be clearly identified that there were only small variations within the proportions of each categories.

Marital Status

51.87% of the arrested persons in July were married and 47.74% were unmarried. Rest of the arrested persons in July belonged to civil status of widowed, divorced, separated and living together. By considering the arrested persons in June, 48.09% of them were unmarried and 51.46% were married while rest of them was divorced, widowed and separated. The data highlighted that the percentage of married arrested persons in July was greater than the percentage of unmarried persons and it was same in June.

Education

Although 3.69% of arrested persons in July never been to school, there were 40.74% of the arrested persons who had obtained Ordinary Level education qualification. Also, 5.74% of the arrested persons in July had completed advanced level. There were 5 arrested graduates and 2 arrested professionals in July. By considering the arrested persons in June, it can be clearly identified that there were significant numbers of persons for each educational category except category of professionals.

Ethnicity and Religion

72.2% of the arrested persons in July were Sinhalese, 14.4% were Tamils, 9.9% were Moors and rest of the persons belonged to Malay, Burgher and other ethnicity categories. By comparing the ethnicities of arrested persons in June and July, the majorities of the arrested persons in each of these two months were Sinhalese but considerable number of arrested persons from other ethnicities such as Tamils and Moors were also recorded. These data showed that the percentage of Tamils was greater than the percentage of Moors in June and it was same in July.

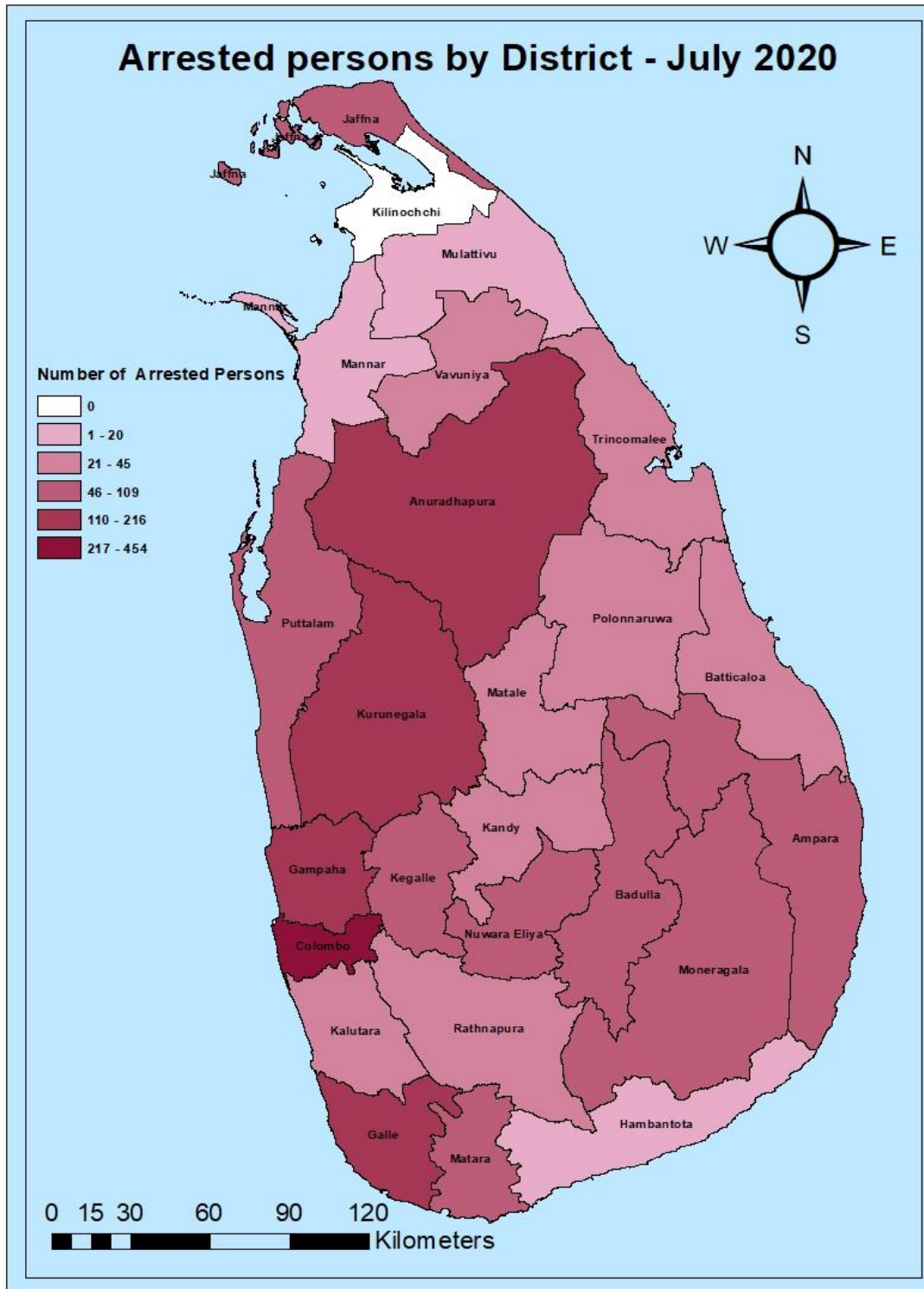
69.03% of the arrested persons in July were Buddhists, 11.81% were Islam, 12.74% were Hindus and 6.22% were Christians. By comparing the religions of arrested persons in June with July, it can be identified that distributions of religions of arrested persons in June and July were significantly similar. Majority of the arrested persons was Buddhists but there were arrested persons belonged to other religions as well. Therefore, it indicated that religion and ethnicity were not significant factors for engaging the drug related offences.

Occupation

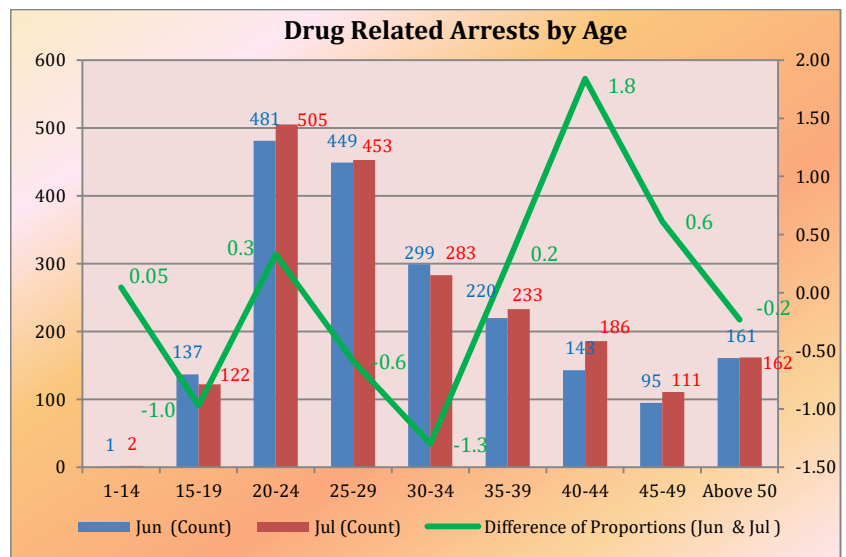
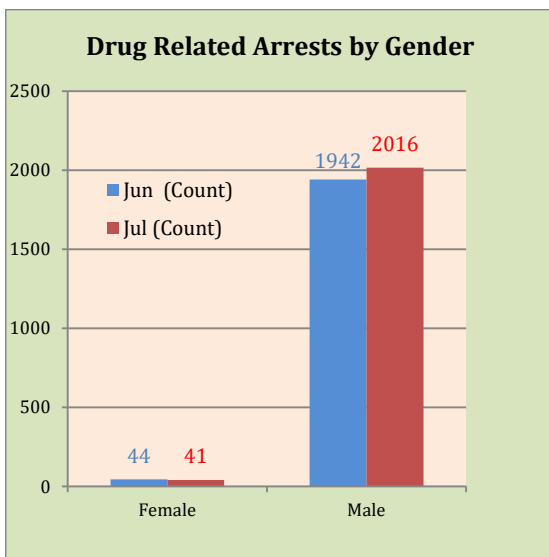
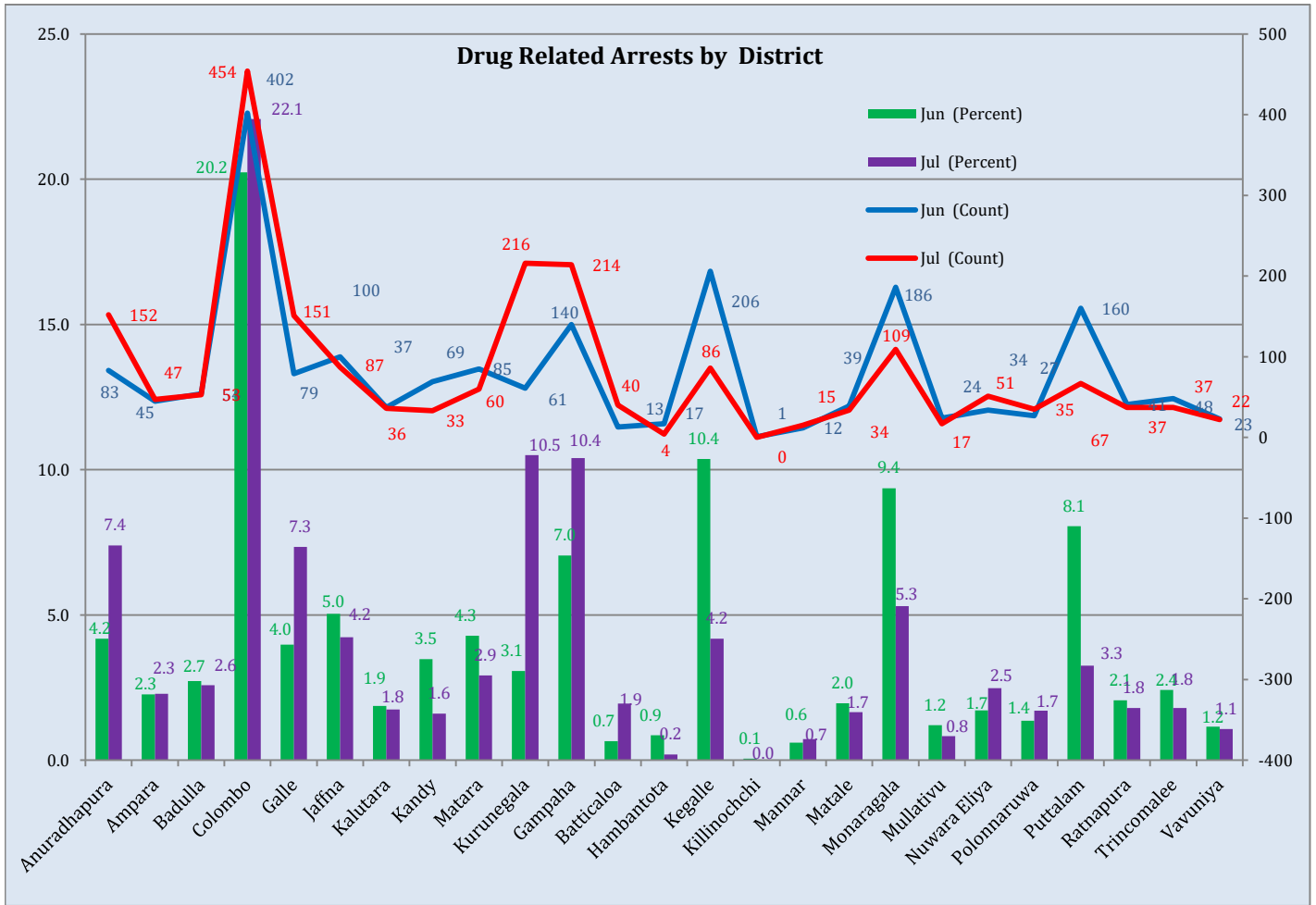
From the related data in July, 26.8% of arrested persons were labourers, 9.7% were farmers, 10.7% were unemployed, 2.8% were self-employed, 0.5% was students and 2.1% were professionals. By comparing the distributions of occupation of arrested persons in June and July, it can be clearly identified that ratio of labourers was the highest from ratios of each occupation category which were engaging by arrested persons in each months. In addition some of the arrested persons were working as drivers, fishermen, businessmen etc. However, there were small fluctuations in ratios of every occupation which were being engaged by arrested persons in July with compared to June.

Type of Drugs

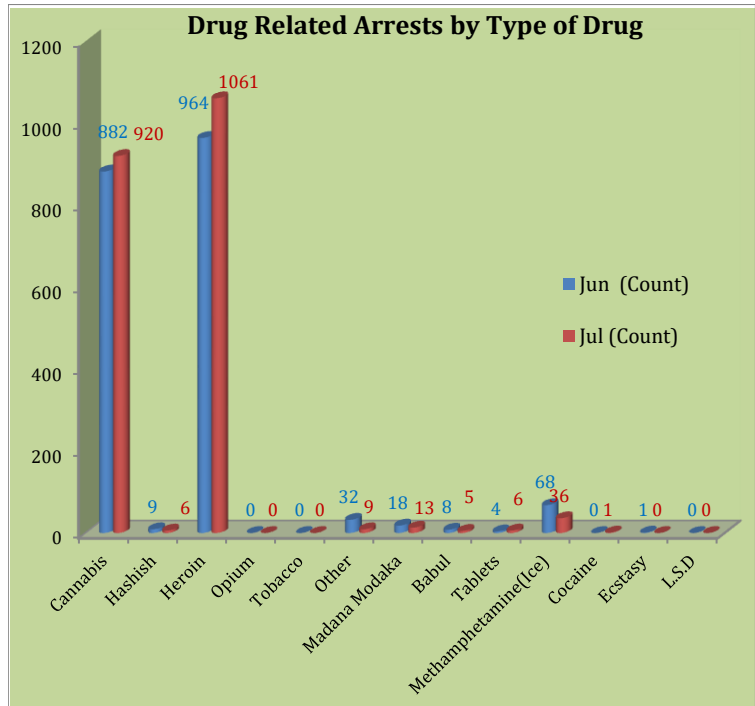
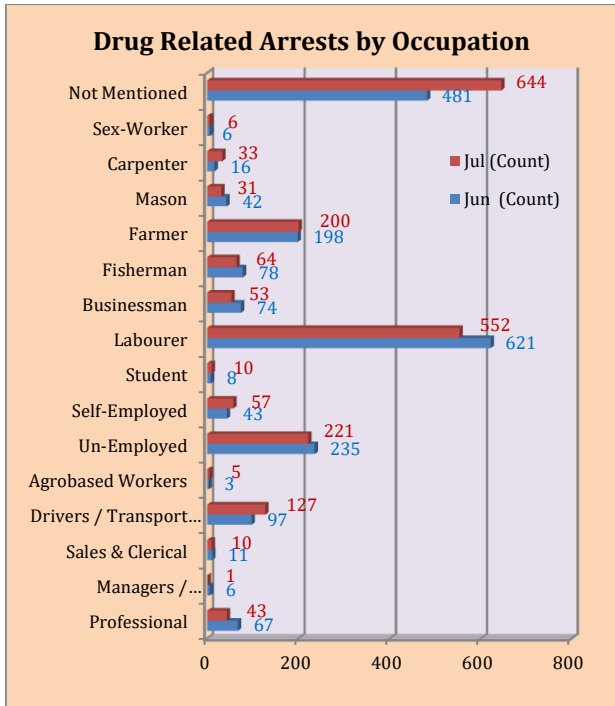
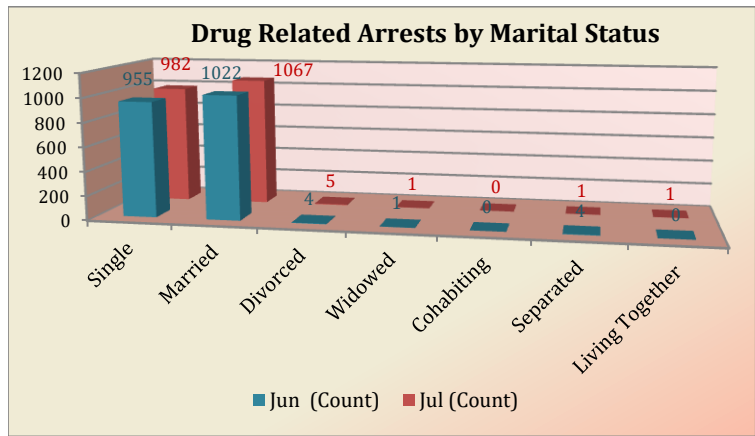
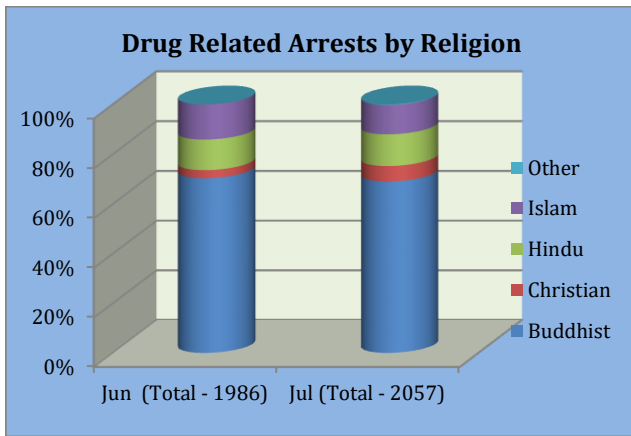
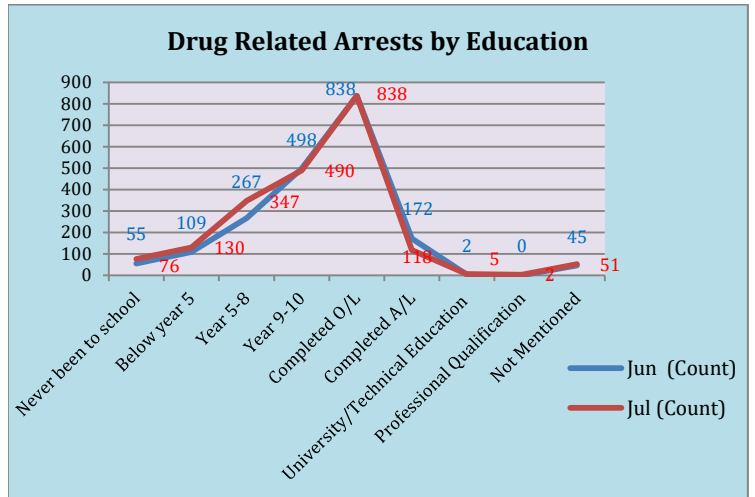
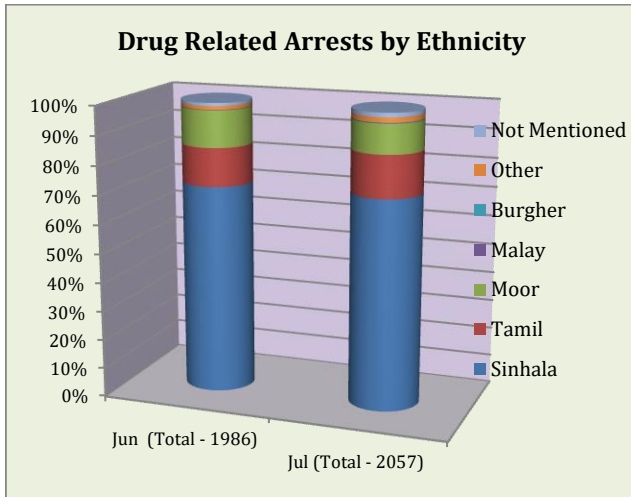
Heroin was the most reported drug, which was involved in drug related offences in June as well as July, and the heroine related offences had been increased from 48.54% to 51.58% in July with compared to June. Cannabis was the next highest abused drug in both months. 44.41% and 44.73% of arrested persons in June and July were engaging in cannabis related offence respectively. Hashish (0.29%), madanamodaka (0.63), babul (0.24%), tablets (0.29%), Cocaine (0.05%), and methamphetamine (Ice) (1.75%) were the rest of the drugs which were involved in drug related offences in July.



(Source - Drug Abuse Monitoring System in June - July 2020)



(Source - Drug Abuse Monitoring System in June - July 2020)



(Source - Drug Abuse Monitoring System in June - July 2020)