

# **Drug Related Information Monthly Report - June 2020 Fact Sheet**



**Research Division  
National Dangerous Drugs Control Board**

## **Introduction**

Currently, drug prevalence, drug related offences and drug related offenders who were arrested by Sri Lankan law enforcement agencies are increasing. Studying about reported drug related arrests and treatment data is very helpful to identify the current trends and patterns on drug abuse. Therefore, the research division has introduced the Drug Abuse Monitoring System (DAMS). DAMS is a computerized information system, which collects information on persons arrested for drug related offences and persons seeking treatment for drug use. This report is prepared by using recorded data of DAMS in May and June in 2020 and the report revealed information on drug related arrests.

## **Objectives**

The objectives are to document current trends and patterns on drug related arrests and treatment for policy making and to disseminate knowledge on current trends to the NDDCB staff and other related agencies for drug control, planning of prevention, treatment and outreach programmes.

## **Results and Findings**

According to the recorded figures, 3398 persons were arrested for drug related offences during May and June in 2020. Among these arrestees, 1412 persons were arrested in May and 1986 persons were arrested in June. It was 41% increase in June with compare to May in 2020.

## **District**

By considering the arrested data in June, the highest number of persons (402) was reported from Colombo district. Kegalle (206), Monaragala (186), Puttalam (160) and Gampaha (140) districts were recorded as the next highest number of drug related arrests respectively. 21 districts were highlighted with increased number of arrested persons in June with compared to May and highest increasing percentage was reported from Hambanthota district. 4 districts showed a decrease in June with compared to May in 2020 and highest decreasing percentage was indicated from Batticaloa district. There was no any arrested person in May from Killinochchi district. However, considerable numbers of arrests were reported in every district except Killinochchi during the considered period.

**Gender**

The majority (98%) of the arrested persons in June was males and rest was females. By comparing the data in May and June, the majorities were males in both months but percentage of male arrestees was decreased by 1% in June.

**Age**

62% of arrested persons in June belonged to 20-34 age category. There were significant numbers of arrested persons in all age categories. By comparing age categories of arrested persons in May with June, it can be clearly identified that there were only small variations within the proportions of each categories.

**Marital Status**

51.46% of the arrested persons in June were married and 48.09% were unmarried. Rest of the arrested persons in June was divorced, widowed and separated. By considering the arrested persons in May, 46.39% of them were unmarried and 53.40% were married while rest of them was divorced. The data highlighted that the percentage of married arrested persons in June was greater than the percentage of unmarried persons and it was same in May.

**Education**

Although 2.77% of arrested persons in June never been to school, there were 42.20% of the arrested persons who had been obtained Ordinary Level education qualification. Also, 8.66% of the arrested persons in June had completed advanced level. There were 2 arrested graduates in June. By considering the arrested persons in May, it can be clearly identified that there were significant numbers of persons for each educational category except category of professionals.

## **Ethnicity and Religion**

71.9% of the arrested persons in June were Sinhalese, 13.2% were Tamils, 12.5% were Moors and rest of the persons belonged to Malay, Burgher and other ethnicity categories. By comparing the ethnicities of arrested persons in May and June, the majorities of the arrested persons in each of these two months were Sinhalese but considerable number of arrested persons from other ethnicities such as Tamils and Moors were also recorded. These data showed that the percentage of Tamils was greater than the percentage of Moors in May and it was same in June.

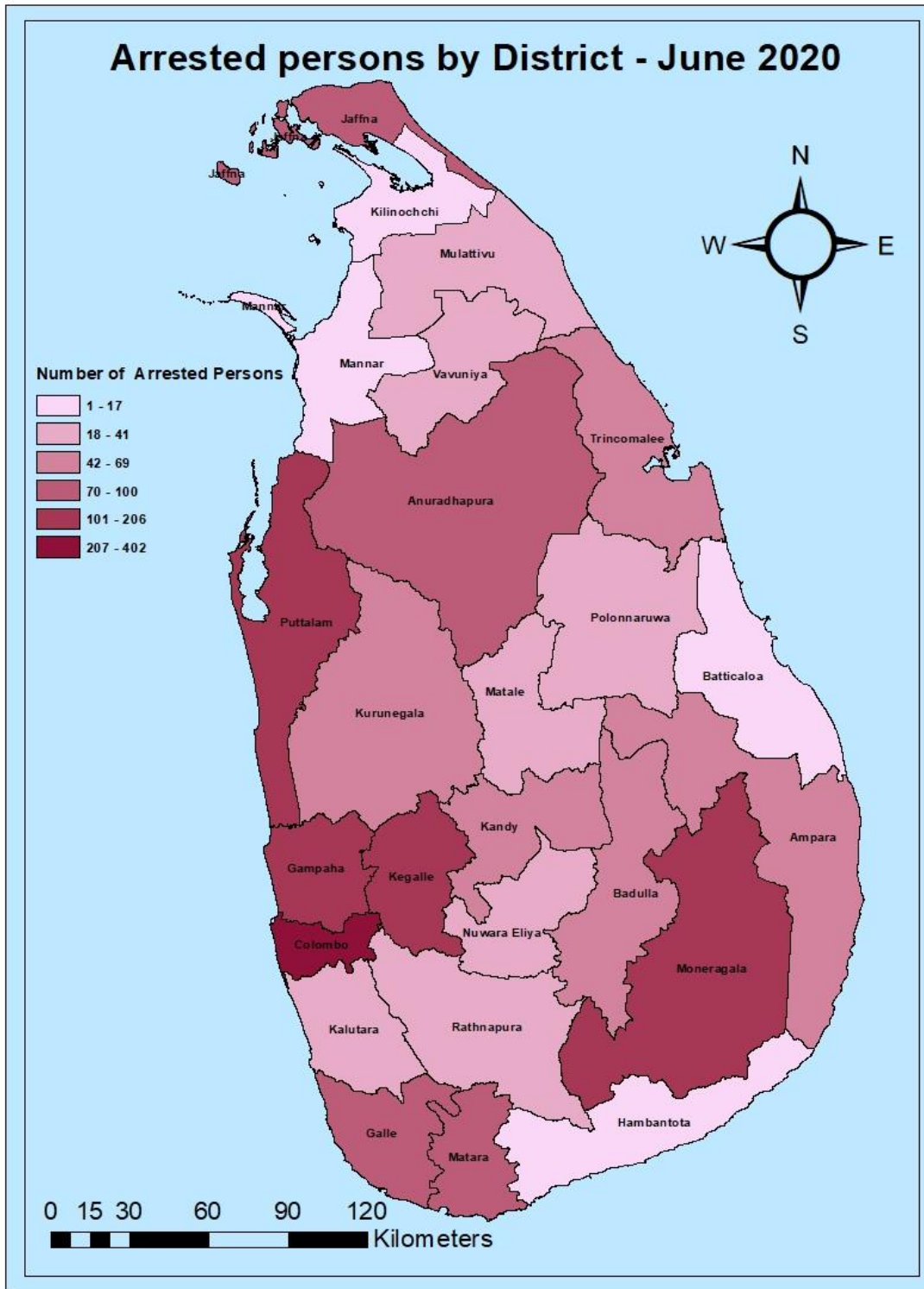
73.39% of the arrested persons in June were Buddhists, 14.10% were Islam, 12.29% were Hindus and 3.22% were Christians. By comparing the religions of arrestees in May with June, it can be identified that distributions of religions of arrestees in May and June were significantly similar. Majority of the arrested persons was Buddhists but there were arrested persons belonged to other religions as well. Therefore, it indicated that religion and ethnicity were not significant factors for engaging the drug related offences.

## **Occupation**

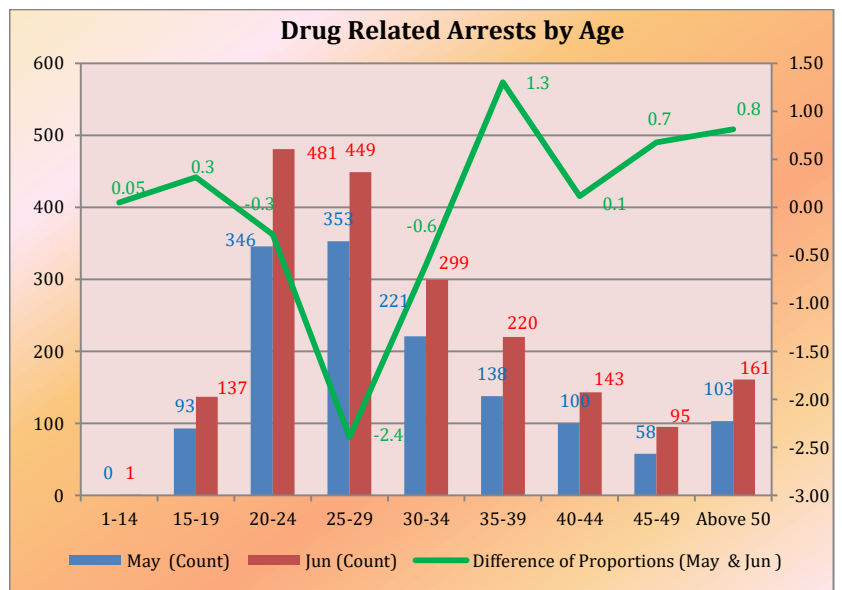
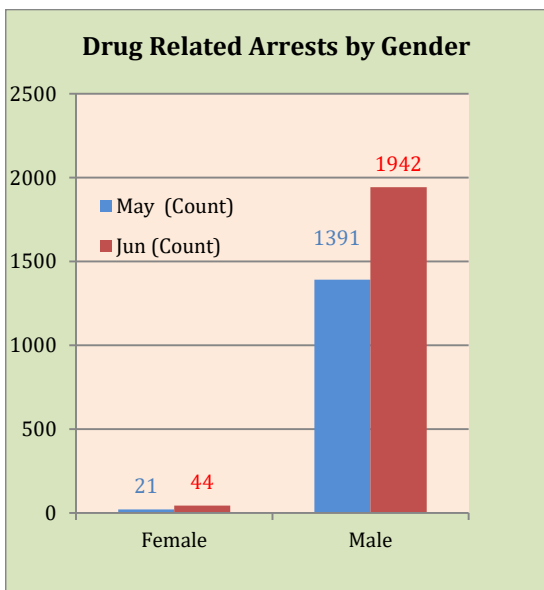
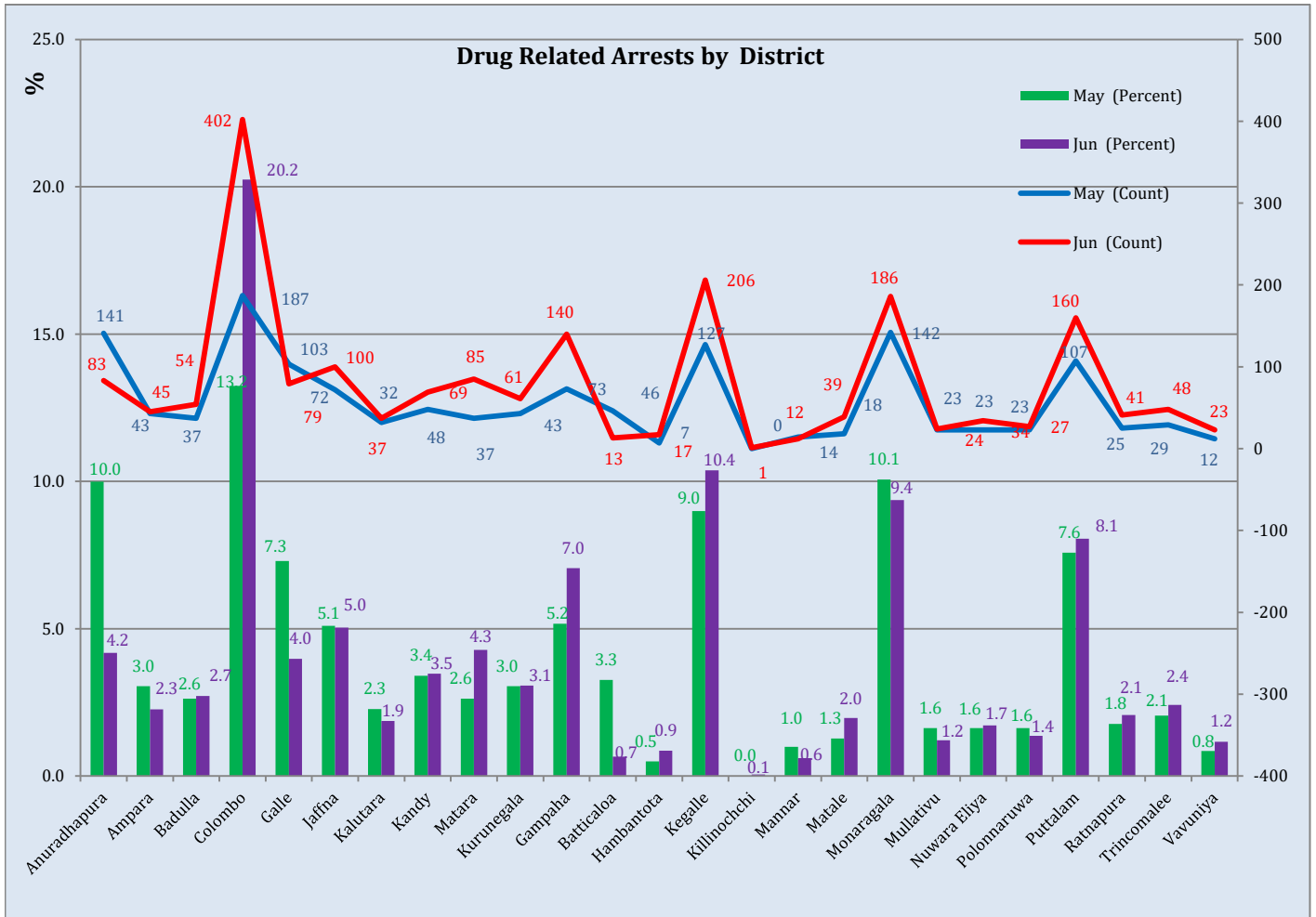
From the related data in June, 31.3% of arrestees were labourers, 10.0% were farmers, 11.8% were unemployed, 2.2% were self-employed, 0.4% was students and 3.4% were professionals. By comparing the distributions of occupation of arrestees between May and June, it can be clearly identified that ratio of labourers was the highest from ratios of each occupation category which were engaging by arrestees in each months. In addition some of the arrestees were working as drivers, fishermen, businessmen etc. However, there were small fluctuations in ratios of every occupation which were being engaged by arrestees in June with compared to May.

## **Type of Drugs**

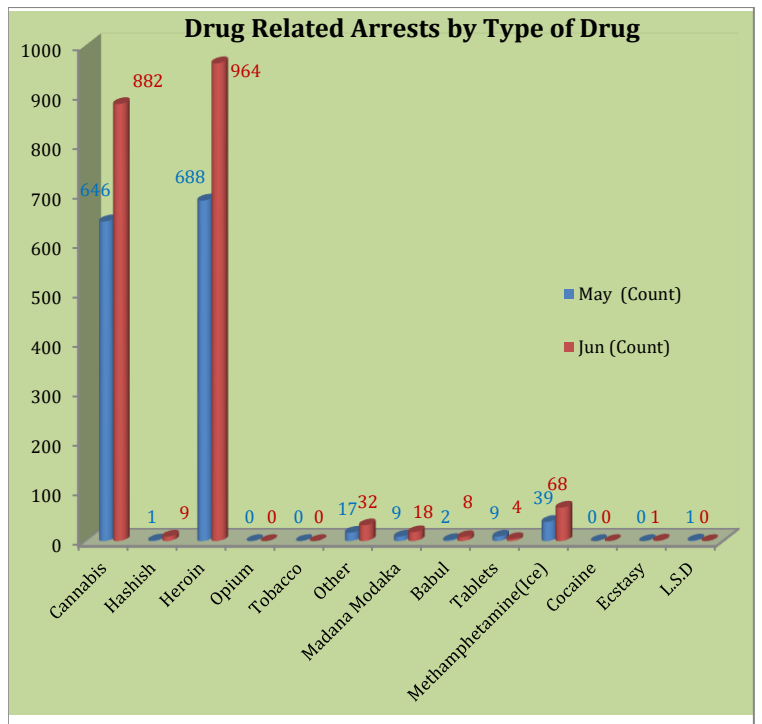
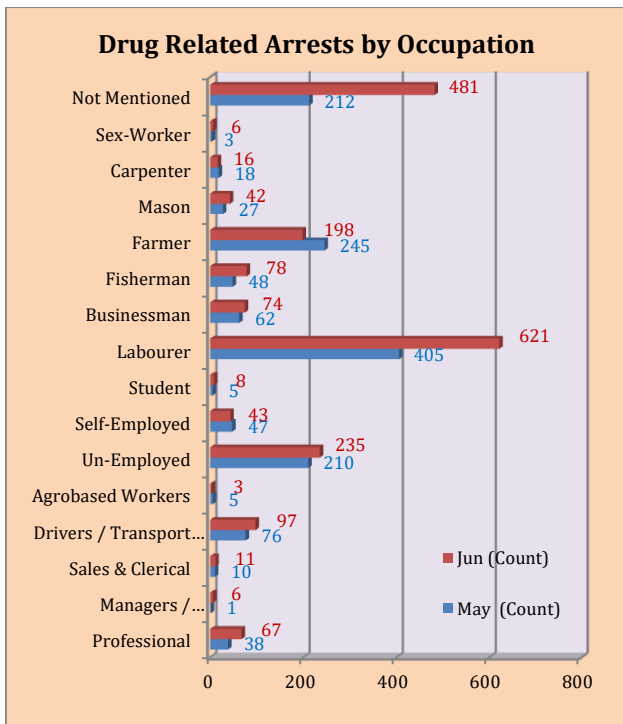
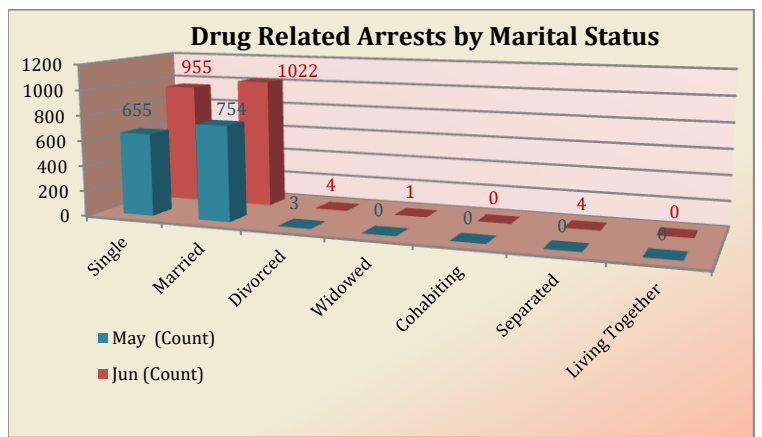
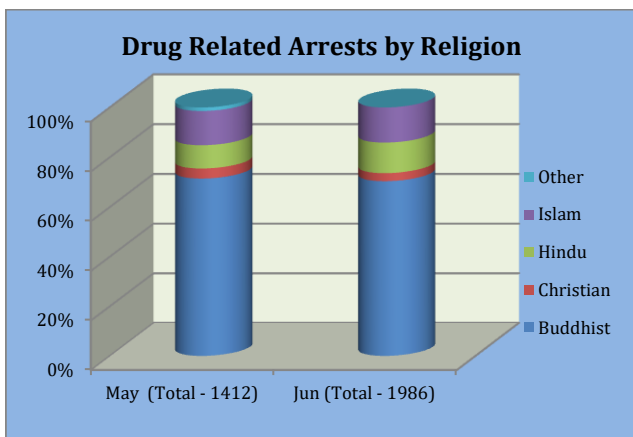
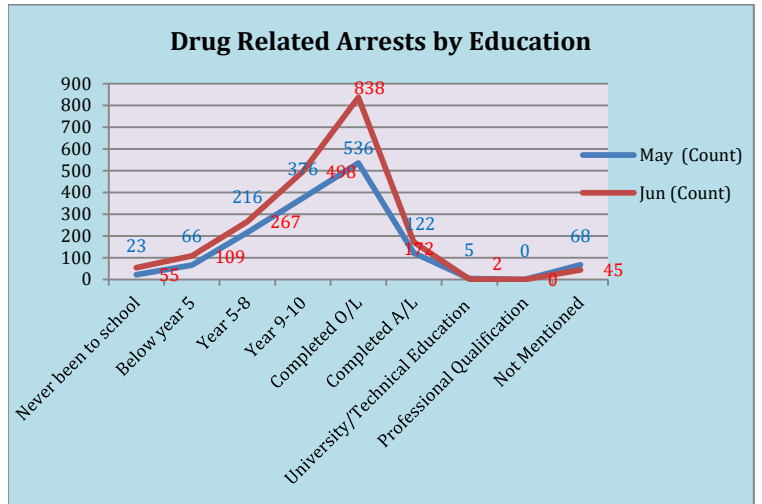
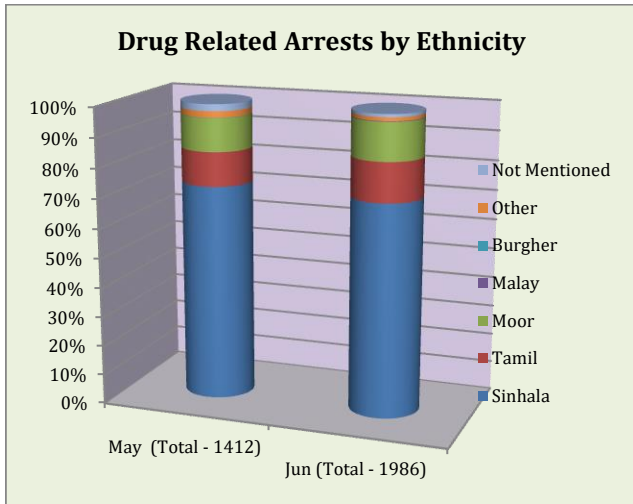
Heroin was the most reported drug, which was involved in drug related offences in May as well as June, but the heroine related offences had been decreased from 48.73% to 48.54% in June with compared to May. Cannabis was the next highest abused drug in both months. 45.75% and 44.41% of arrestees in May and June were engaging in cannabis related offence respectively. Hashish (0.45%), madanamodaka (0.91), babul (0.40%), tablets (0.20%), Ecstasy (0.05%), and methamphetamine (Ice) (3.42%) were the rest of the drugs which were involved in drug related offences in June.



(Source - Drug Abuse Monitoring System in May - June 2020)



(Source - Drug Abuse Monitoring System in May - June 2020)



(Source - Drug Abuse Monitoring System in May - June 2020)