

# Drug Related Information Monthly Report - October 2019 Fact Sheet



**Research Division**  
**National Dangerous Drugs Control Board**

## **Introduction**

Currently, drug prevalence, drug related offences and drug related offenders who were arrested by Sri Lankan law enforcement agencies are increasing. Studying about reported drug related arrests and treatment data is very helpful to identify the current trends and patterns on drug abuse. Therefore, the research division has introduced the Drug Abuse Monitoring System (DAMS). DAMS is a computerized information system, which collects information on persons arrested for drug related offences and persons seeking treatment for drug use. This report is prepared by using recorded data of DAMS in September and October in 2019 and the report revealed information on drug related arrests.

## **Objectives**

The objectives are to document current trends and patterns on drug related arrests and treatment for policy making and to disseminate knowledge on current trends to the NDDCB staff and other related agencies for drug control, planning of prevention, treatment and outreach programmes.

## **Results and Findings**

According to the recorded figures, 5354 persons were arrested for drug related offences during September and October in 2019. Among these arrestees, 2739 persons were arrested in September and 2615 persons were arrested in October. It was 5% decrease in October with compare to September in 2019.

## **District**

By considering the arrested data in October, the highest number of persons (642) was reported from Colombo district. Gampaha (196), Puttalam (177), Kalutara (175) and Kurunegala (141) districts were recorded as the next highest number of drug related arrests respectively. 13 districts were highlighted with increased number of arrested persons in October with compared to September and highest increasing percentage was reported from Jaffna district. 12 districts showed a decrease in October with compared to September in 2019 and highest decreasing percentage was indicated from Killinochchi district. However, considerable numbers of arrests were reported in every district during the considered period except Killinochchi district (0) in October.

**Gender**

The majority (99%) of the arrested persons in October was males and rest was females. By comparing the data in September and October, the majorities were males in both months and percentage of male was increased from 98% to 99%.

**Age**

60% of arrested persons in October belonged to 20-34 age category. There were significant numbers of arrested persons in all age categories. By comparing age categories of arrested persons in September with October, it can be clearly identified that there were only small variations within the proportions of each categories.

**Marital Status**

53.0% of the arrested persons in October were married and 46.73% were unmarried. Rest of the arrested persons in October was divorced, widowed and separated. By considering the arrested persons in September, 51.52% of them were unmarried and 48.08% were married while rest of them was divorced. The data highlighted that the percentage of unmarried arrested persons in October was less than the percentage of married persons and it was vice versa in September.

**Education**

Although 2.26% of arrested persons in October never been to school, there were 39.43% of the arrested persons who had been obtained Ordinary Level education qualification. Also, 7.46% of the arrested persons in October had completed advanced level. There were 2 arrested graduates and 3 professional in October. By considering the arrested persons in September, it can be clearly identified that there were significant numbers of persons for each educational category.

## **Ethnicity and Religion**

73.6% of the arrested persons in October were Sinhalese, 11.9% were Tamils, 10.2% were Moors and rest of the persons belonged to Malay, Burgher and other ethnicity categories. By comparing the ethnicities of arrested persons in September and October, the majorities of the arrested persons in each of these two months were Sinhalese but considerable number of arrested persons from other ethnicities such as Tamils and Moors were also recorded. These data showed that the percentage of Tamils was less than the percentage of Moors in September and it was vice versa in October.

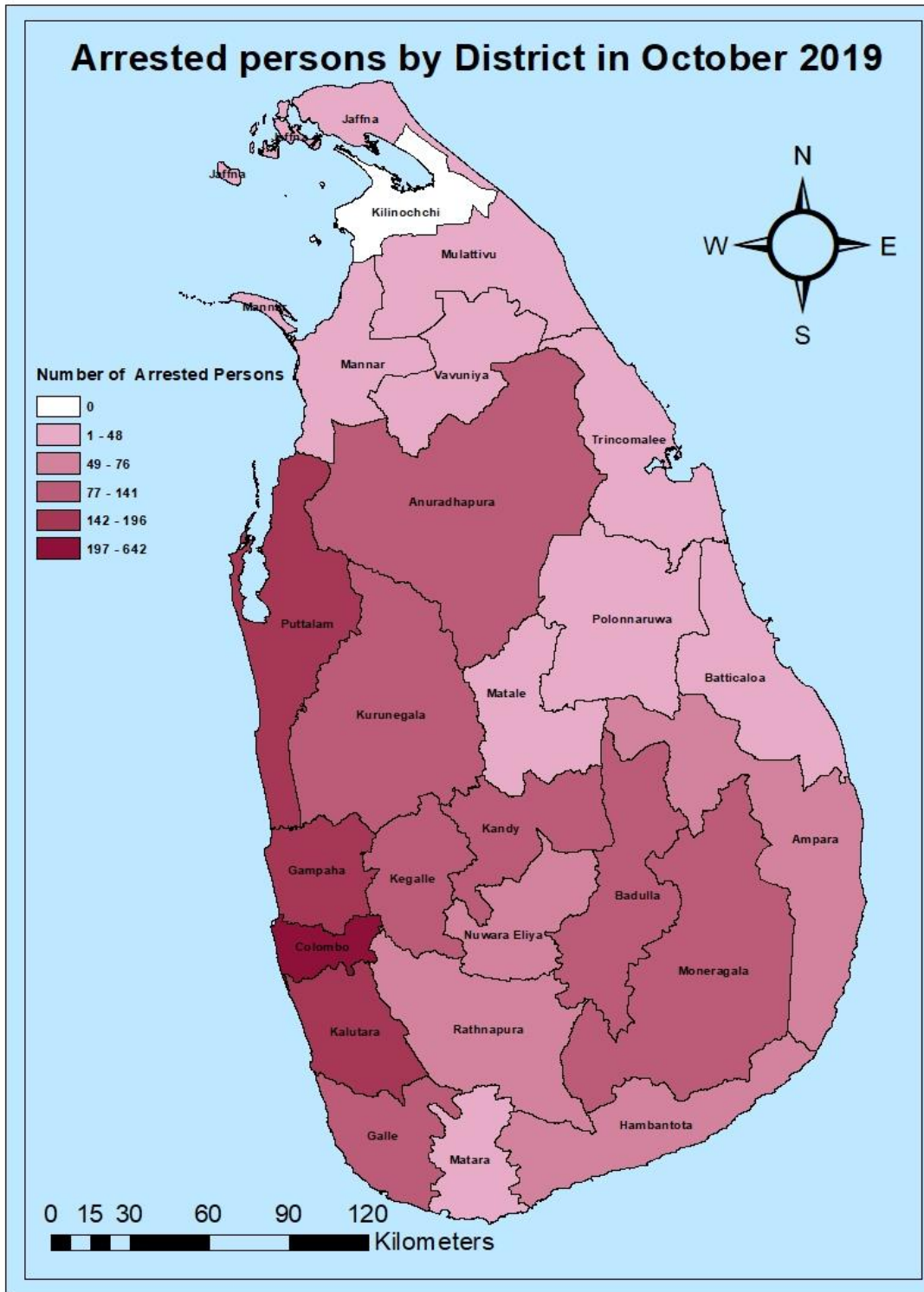
71.66% of the arrested persons in October were Buddhists, 11.74% were Islam, 10.17% were Hindus and 4.02% were Christians. By comparing the religions of arrestees in September with October, it can be identified that distributions of religions of arrestees in September and October were significantly similar. Majority of the arrested persons was Buddhists but there were arrested persons belonged to other religions as well. Therefore, it indicated that religion and ethnicity were not significant factors for engaging the drug related offences.

## **Occupation**

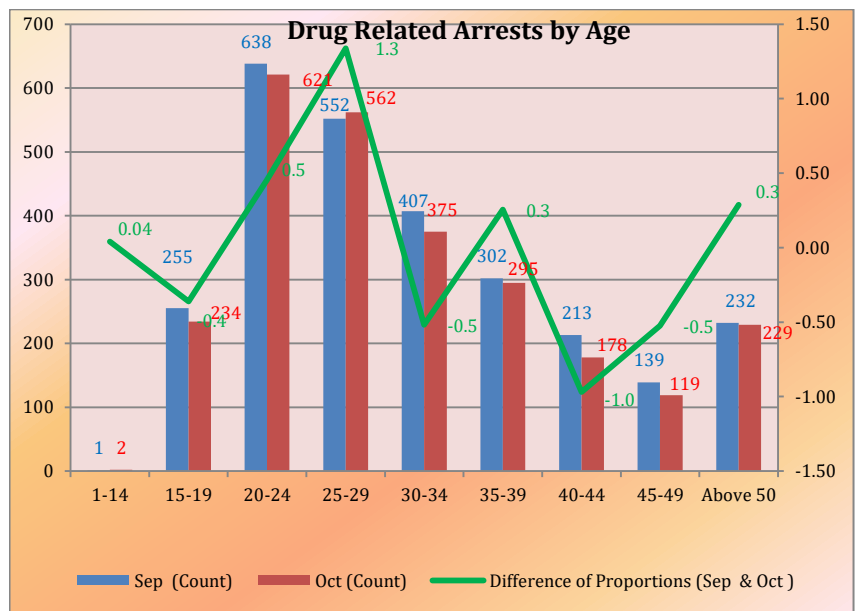
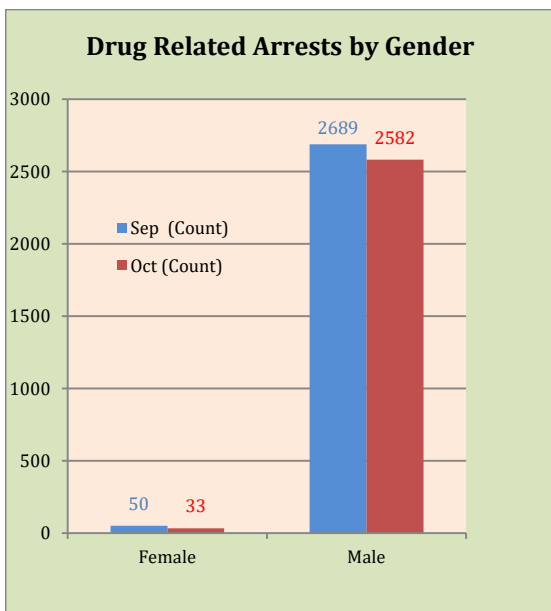
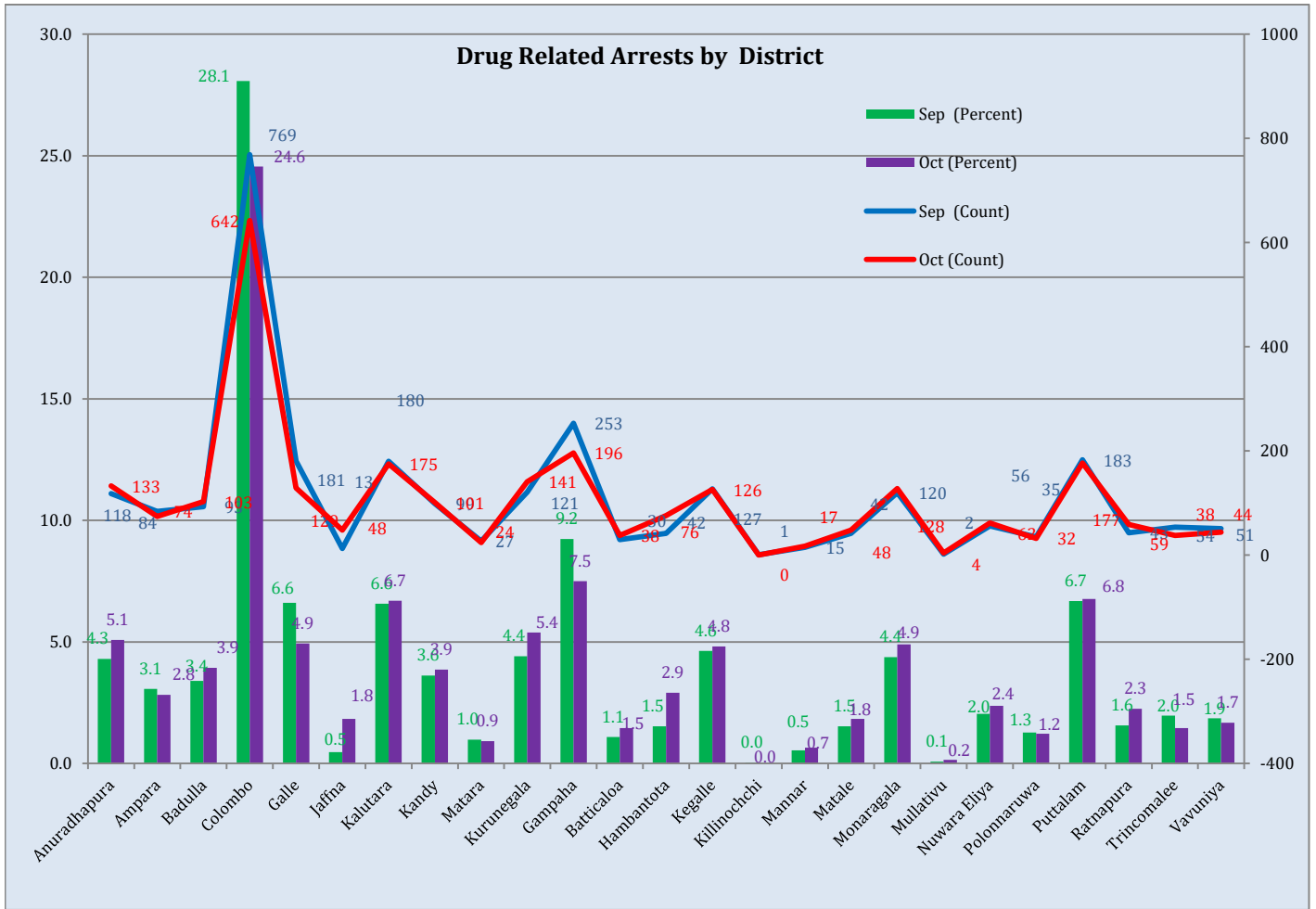
From the related data in October, 39.8% of arrestees were labourers, 10.3% were farmers, 10.8% were unemployed, 4.2% were self-employed, 0.6% was students and 1.6% were professionals. By comparing the distributions of occupation of arrestees between September and October, it can be clearly identified that ratio of labourers was the highest from ratios of each occupation category which were engaging by arrestees in each months. In addition some of the arrestees were working as drivers, fishermen, businessmen etc. However, there were small fluctuations in ratios of every occupation which were being engaged by arrestees in October with compared to September.

## **Type of Drugs**

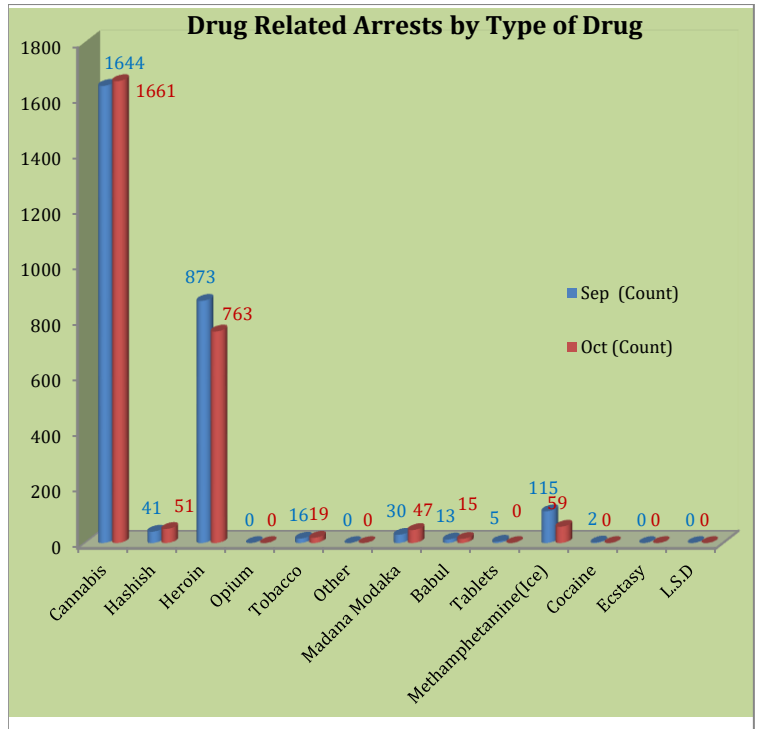
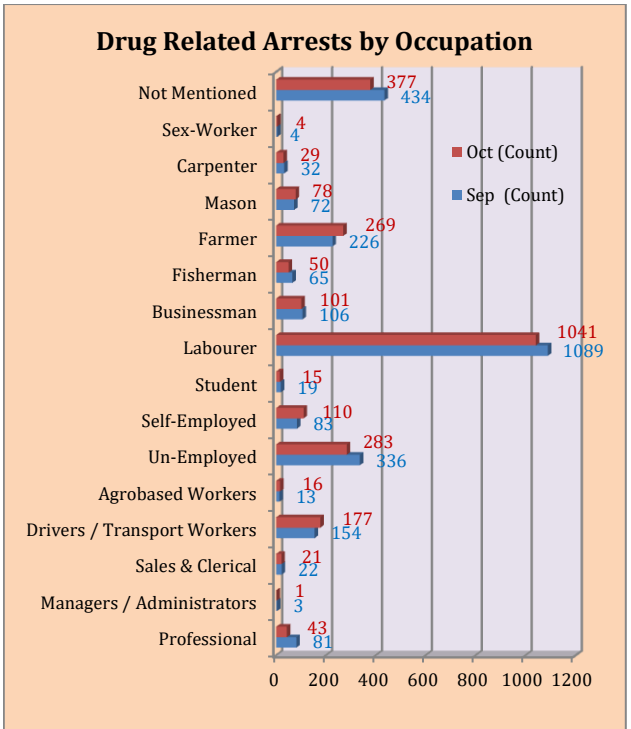
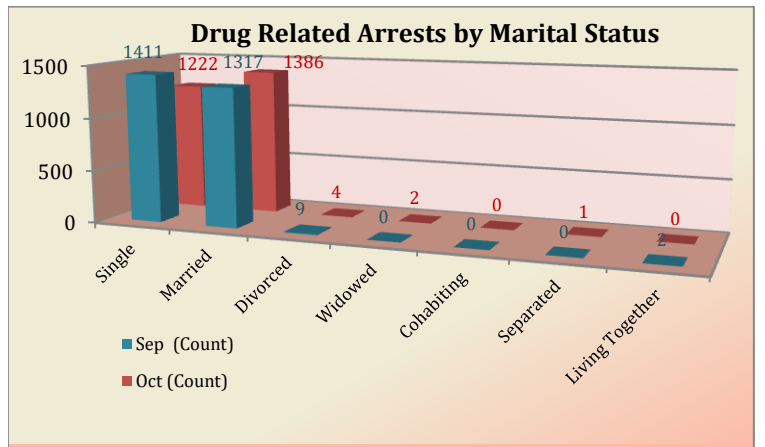
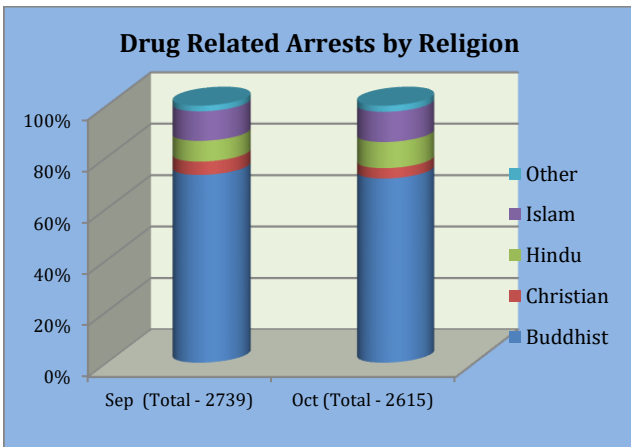
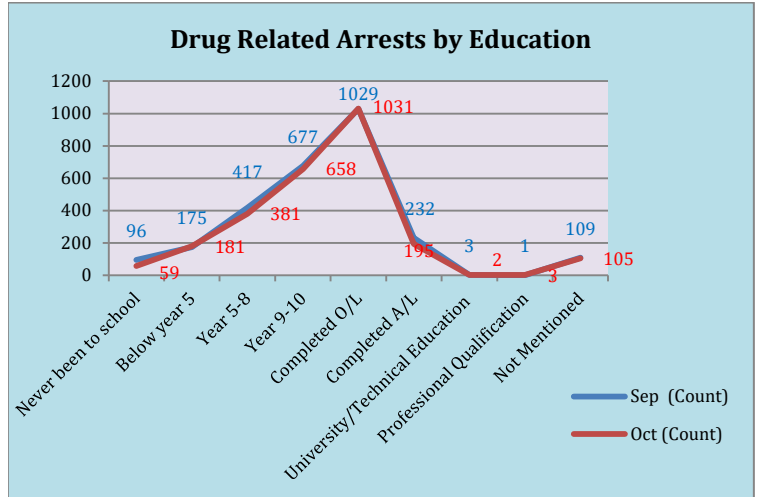
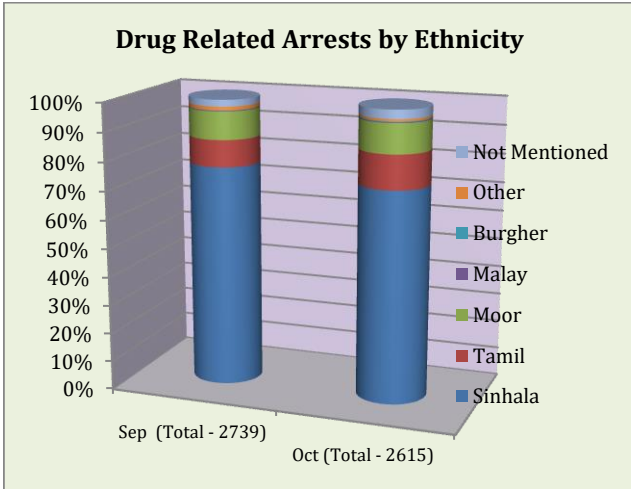
Cannabis was the most reported drug, which was involved in drug related offences in September as well as October, but the cannabis related offences had been increased from 60.02% to 63.52% in October with compared to September. Heroin was the next highest abused drug. 31.87% and 29.18% of arrestees in September and October were engaging in heroin related offence respectively. Hashish (1.95%), tobacco (0.73%), madanamodaka (1.80), babul (0.57) and methamphetamine (Ice) (2.26) were the rest of the drugs which were involved in drug related offences in October.



(Source - Drug Abuse Monitoring System in September - October 2019)



(Source - Drug Abuse Monitoring System in September - October 2019)



(Source - Drug Abuse Monitoring System in September - October 2019)