

Drug Related Information Monthly Report - September 2019 Fact Sheet



Research Division
National Dangerous Drugs Control Board

Introduction

Currently, drug prevalence, drug related offences and drug related offenders who were arrested by Sri Lankan law enforcement agencies are increasing. Studying about reported drug related arrests and treatment data is very helpful to identify the current trends and patterns on drug abuse. Therefore, the research division has introduced the Drug Abuse Monitoring System (DAMS). DAMS is a computerized information system, which collects information on persons arrested for drug related offences and persons seeking treatment for drug use. This report is prepared by using recorded data of DAMS in August and September in 2019 and the report revealed information on drug related arrests.

Objectives

The objectives are to document current trends and patterns on drug related arrests and treatment for policy making and to disseminate knowledge on current trends to the NDDCB staff and other related agencies for drug control, planning of prevention, treatment and outreach programmes.

Results and Findings

According to the recorded figures, 5431 persons were arrested for drug related offences during August and September in 2019. Among these arrestees, 2692 persons were arrested in August and 2739 persons were arrested in September. It was 2% increase in September with compare to August in 2019.

District

By considering the arrested data in September, the highest number of persons (769) was reported from Colombo district. Gampaha (253), Puttalam (183), Galle (181), Kalutara (180) and Kegalle (127) districts were recorded as the next highest number of drug related arrests respectively. 14 districts were highlighted with increased number of arrested persons in September with compared to August and highest increasing percentage was reported from Matale district. 10 districts showed a decrease in September with compared to August in 2019 and highest decreasing percentage was indicated from Jaffna district. Two persons were arrested from Mullativu in September and it was same in August. However, considerable numbers of arrests were reported in every district during the considered period except Killinochchi district (0) in August.

Gender

The majority (98%) of the arrested persons in September was males and rest was females. By comparing the data in August and September, the majorities were males in both months and figures were same.

Age

58% of arrested persons in September belonged to 20-34 age category. There were significant numbers of arrested persons in all age categories. By comparing age categories of arrested persons in August with September, it can be clearly identified that there were only small variations within the proportions of each categories.

Marital Status

48.08% of the arrested persons in September were married and 51.52% were unmarried. Rest of the arrested persons in September was divorced and living together. By considering the arrested persons in August, 47.51% of them were unmarried and 52.12% were married while rest of them was divorced, separated and cohabited. The data highlighted that the percentage of unmarried arrested persons in September was greater than the percentage of married persons and it was vice versa in August.

Education

Although 3.50% of arrested persons in September never been to school, there were 37.57% of the arrested persons who had been obtained Ordinary Level education qualification. Also, 8.47% of the arrested persons in September had completed advanced level. There were 3 arrested graduates and 1 professional in September. By considering the arrested persons in August, it can be clearly identified that there were significant numbers of persons for each educational category.

Ethnicity and Religion

77.1% of the arrested persons in September were Sinhalese, 9.3% were Tamils, 9.7% were Moors and rest of the persons belonged to Malay, Burgher and other ethnicity categories. By comparing the ethnicities of arrested persons in August and September, the majorities of the arrested persons in each of these two months were Sinhalese but considerable number of arrested persons from other ethnicities such as Tamils and Moors were also recorded. These data showed that the percentage of Tamils was less than the percentage of Moors in August and it was same in September.

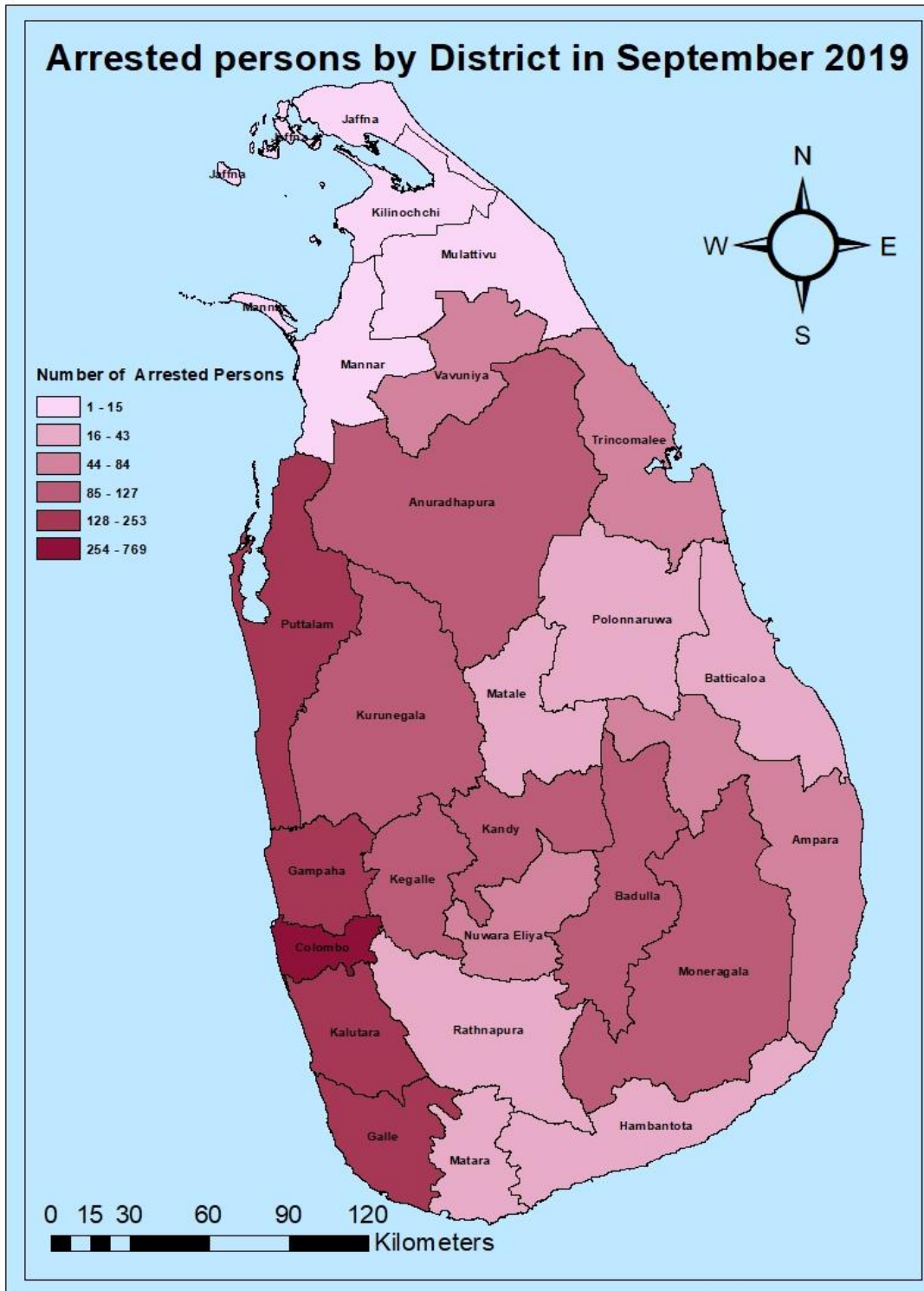
73.06% of the arrested persons in September were Buddhists, 11.46% were Islam, 8.07% were Hindus and 5.18% were Christians. By comparing the religions of arrestees in August with September, it can be identified that distributions of religions of arrestees in August and September were significantly similar. Majority of the arrested persons was Buddhists but there were arrested persons belonged to other religions as well. Therefore, it indicated that religion and ethnicity were not significant factors for engaging the drug related offences.

Occupation

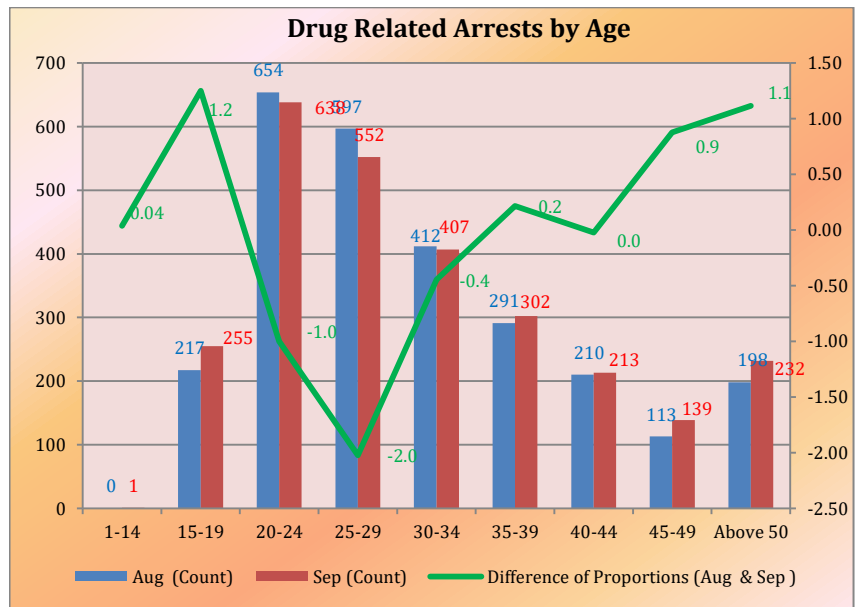
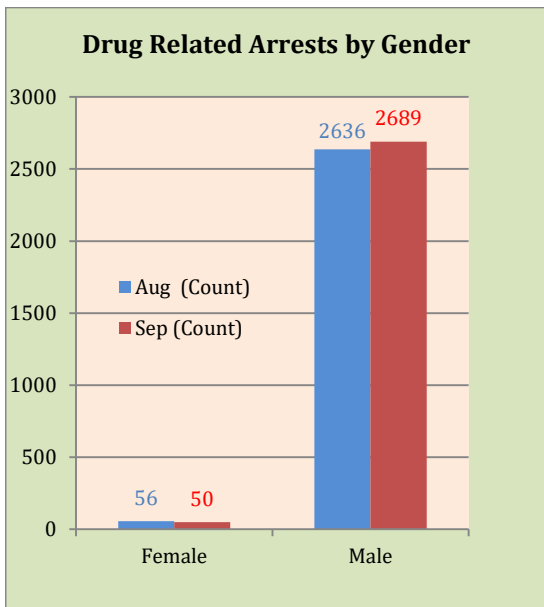
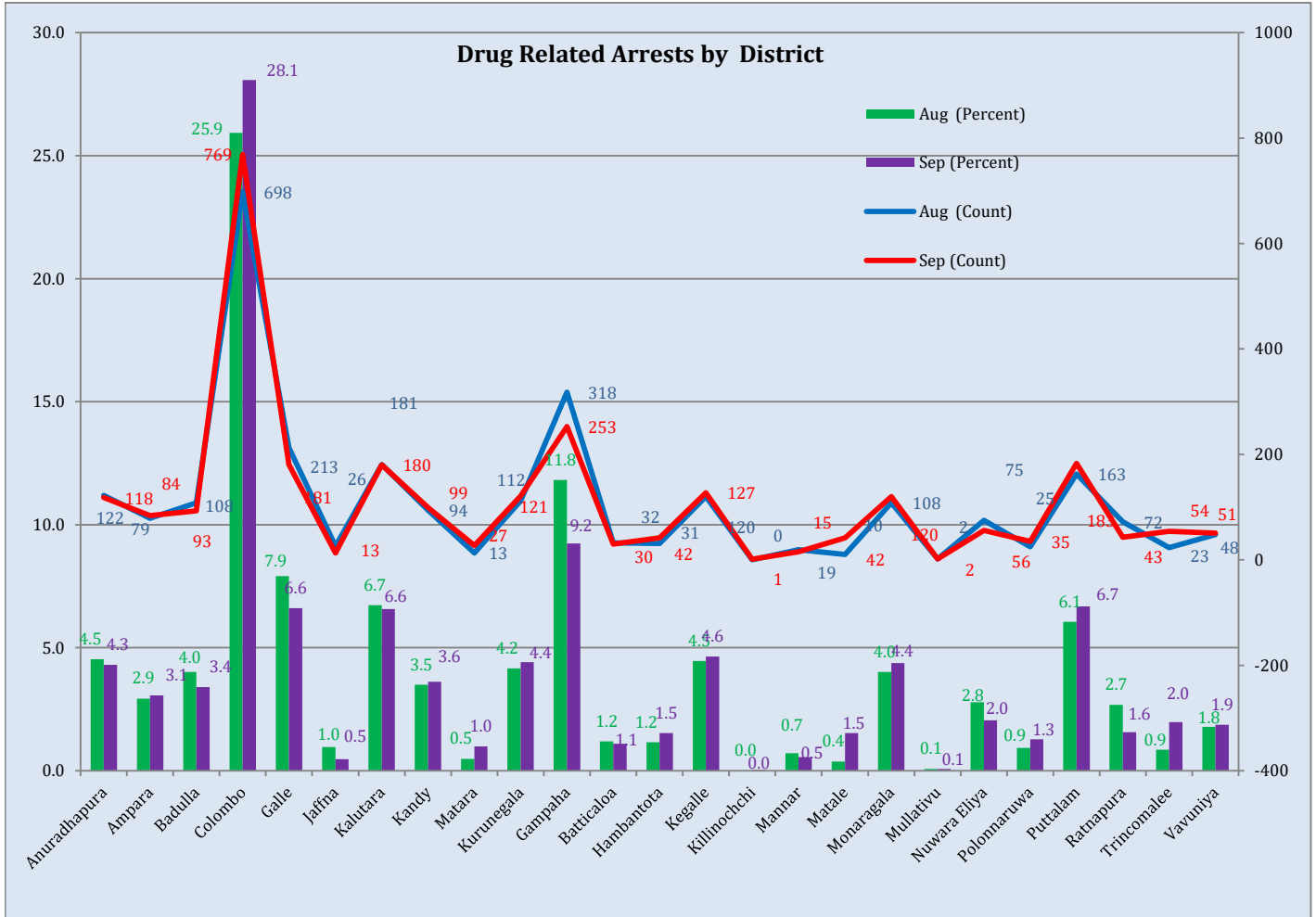
From the related data in September, 39.8% of arrestees were labourers, 8.3% were farmers, 12.3% were unemployed, 3.0% were self-employed, 0.7% was students and 3.0% were professionals. By comparing the distributions of occupation of arrestees between August and September, it can be clearly identified that ratio of labourers was the highest from ratios of each occupation category which were engaging by arrestees in each months. In addition some of the arrestees were working as drivers, fishermen, businessmen etc. However, there were small fluctuations in ratios of every occupation which were being engaged by arrestees in September with compared to August.

Type of Drugs

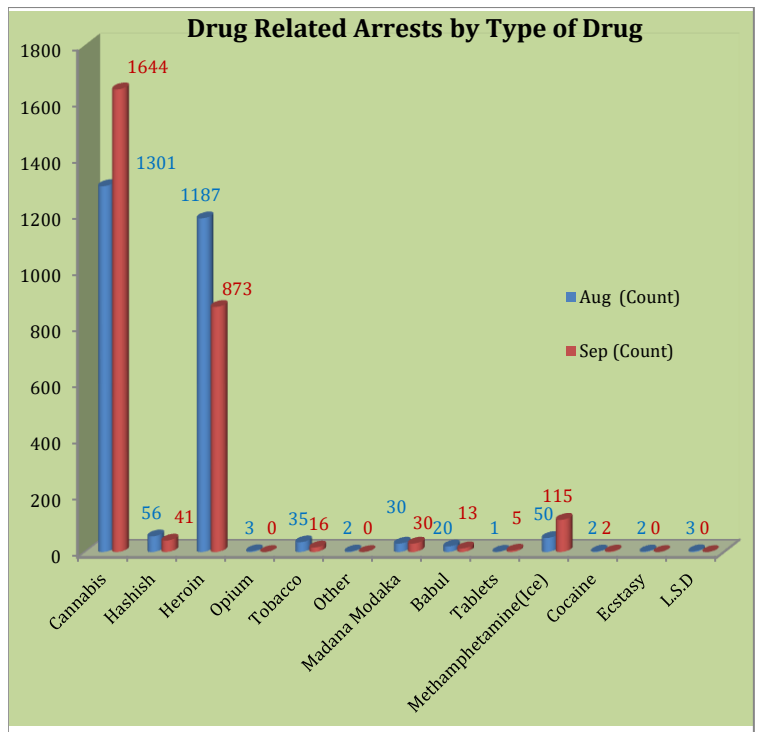
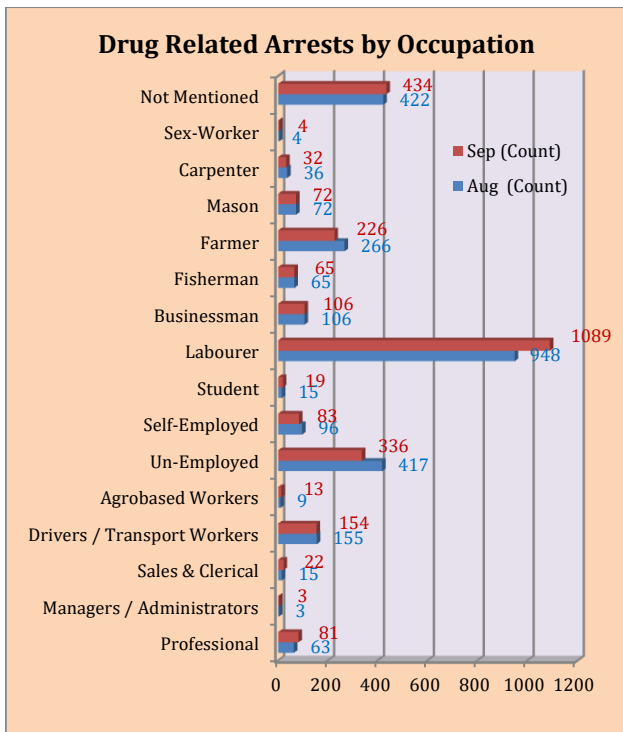
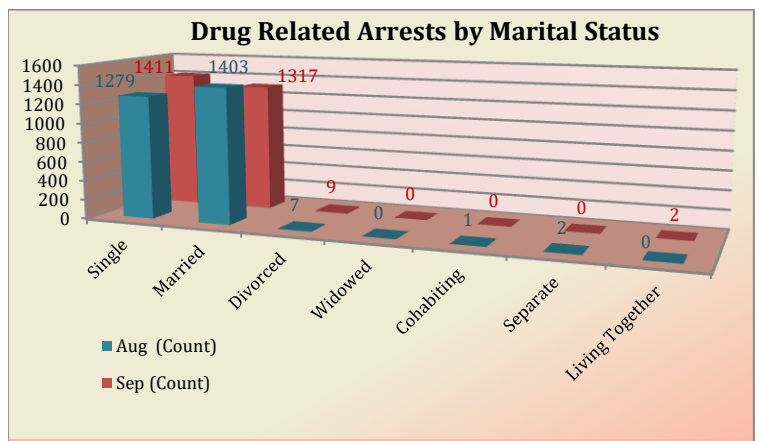
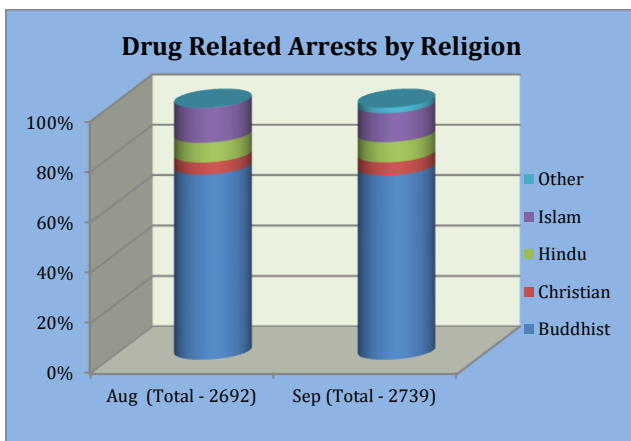
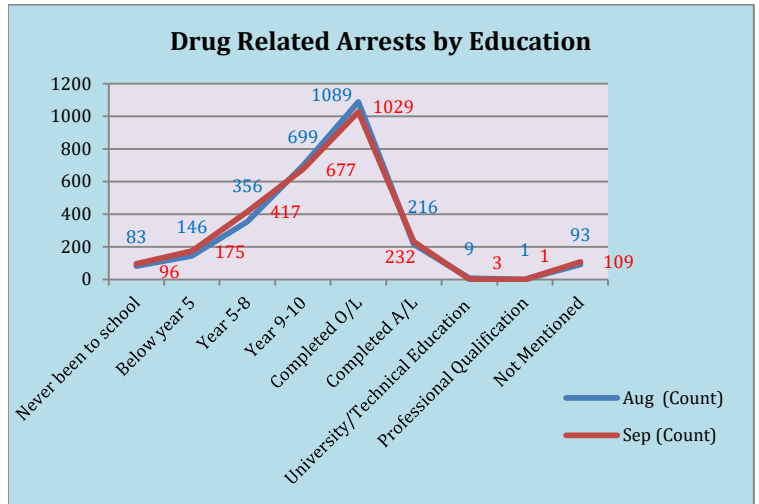
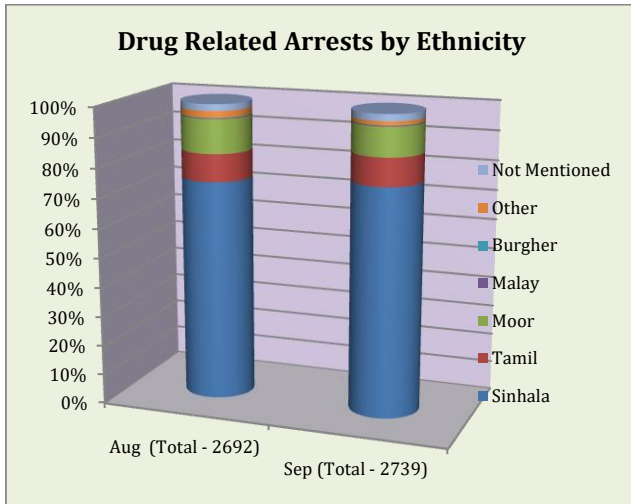
Cannabis was the most reported drug, which was involved in drug related offences in August as well as September, but the cannabis related offences had been increased from 48.33% to 60.02% in September with compared to August. Heroin was the next highest abused drug. 44.09% and 31.87% of arrestees in August and September were engaging in heroin related offence respectively. Hashish (1.50%), tobacco (0.58%), madanamodaka (1.10), babul (0.47), tablets (0.18), methamphetamine (Ice) (4.20) and cocaine (0.07) were the rest of the drugs which were involved in drug related offences in September.



(Source - Drug Abuse Monitoring System in August - September 2019)



(Source - Drug Abuse Monitoring System in August - September 2019)



(Source - Drug Abuse Monitoring System in August - September 2019)