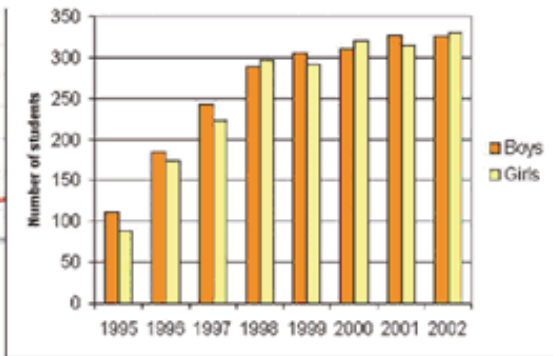


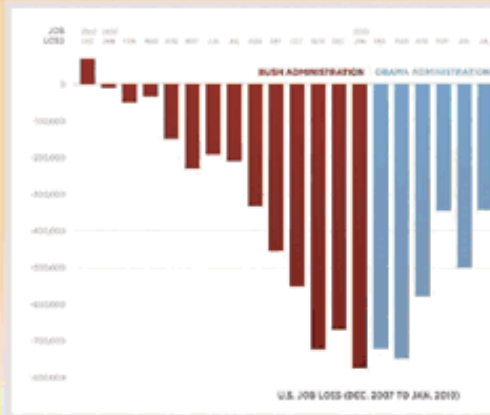


# Drug Related Information Monthly Report - December 2017

Fact Sheet



**RESEARCH DIVISION**  
**NATIONAL DANGEROUS DRUGS CONTROL BOARD**

**Introduction**

Currently, drug prevalence and drug related offences are being increased. Therefore, law enforcement agencies in Sri Lanka implement law against persons who engage drug related offence. Studying reported drug related arrests and treatment data is very helpful to identify the current trends and patterns on drug abuse. Therefore, the NDDCB research unit has introduced the Drug Abuse Monitoring System (DAMS). DAMS is a computerized information system, which collects information on persons arrested for drug related offences and persons seeking treatment for drug use. This report is prepared by using DAMS data in November and December in 2017 and it can be used to get a basic idea about information on persons arrested for drug offences.

**Objectives**

The objectives are to document current trends and pattern on drug related arrests and treatment for policy making and to disseminate knowledge on current trends to the NDDCB staff for planning of prevention, treatment and outreach programs.

**Results and Findings**

There were 5272 arrested persons as the total number of recorded arrested persons for both November and December. From these 5272 arrestees, 2844 persons were arrested in November and 2428 persons were arrested in December. It was 15% decrease in December with compare to November. By considering the arrested data in December, the highest number of persons, 446, was from Colombo district. Kurunegala, Anuradapura, Kandy districts were recorded as the next highest number of drug related arrests respectively. Eight districts were highlighted with increase number of arrested persons in December with compared to November and highest increase, 137%, was reported from Matara district. However, no any change was reported from Badulla and 16 districts showed decrease in December with compared to November with highest drop down, 55%, were indicated in Mullativu district. However, considerable numbers of arrests were reported in every district in Sri Lanka during the considered period and it was an evidence for drug abuse prevalence in Sri Lanka.

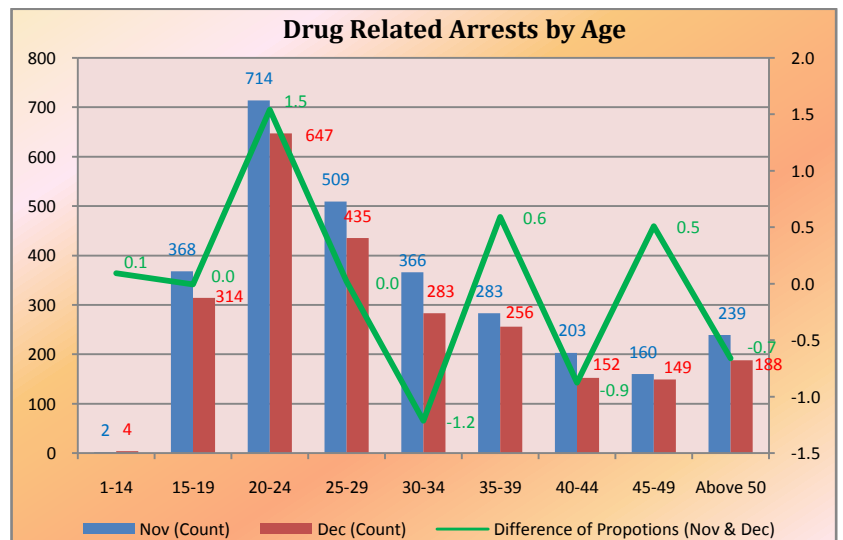
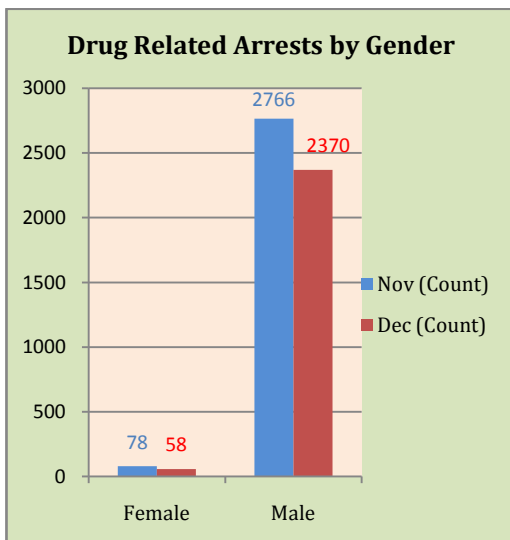
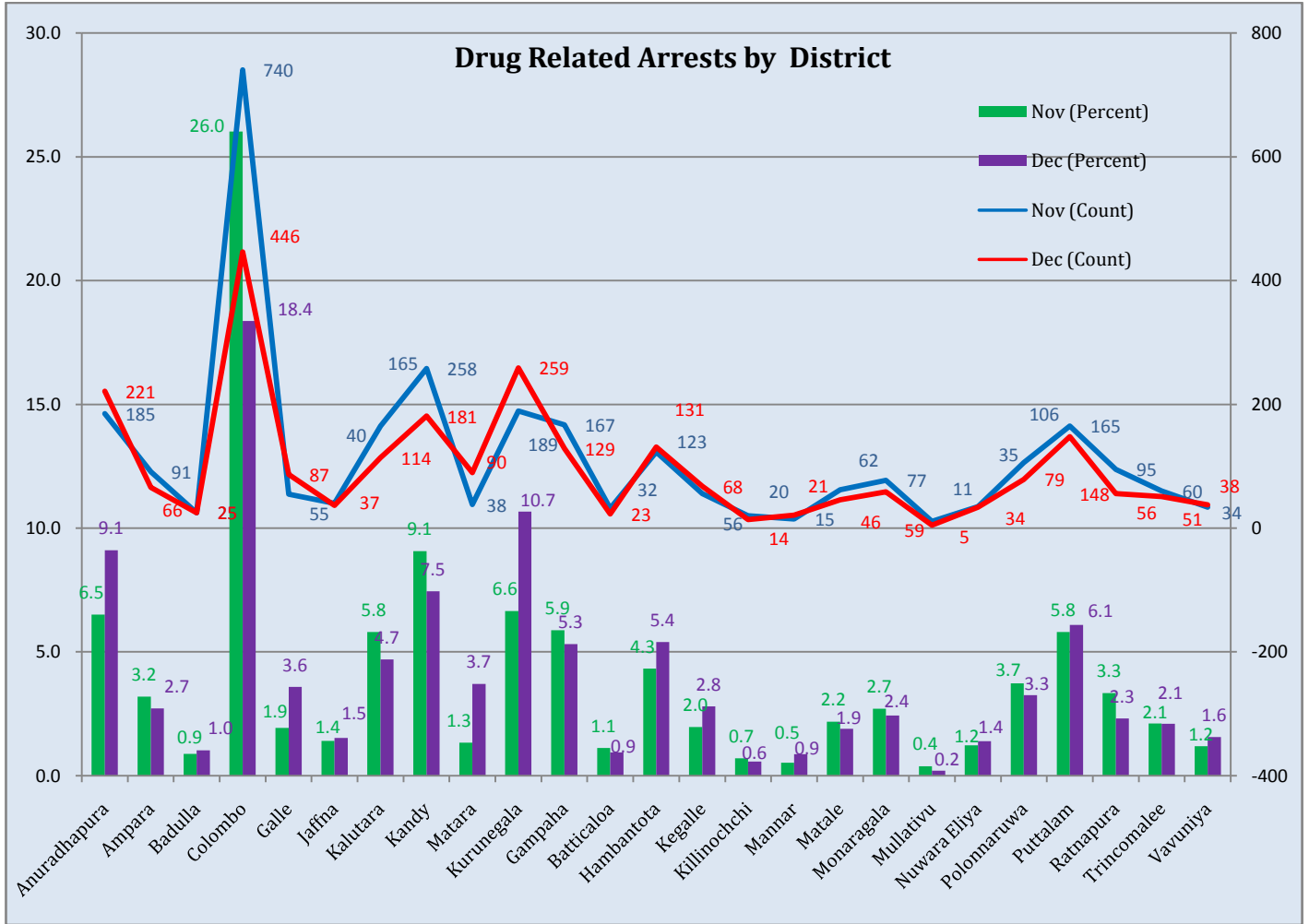
Majority, 97%, of arrested persons was male in November and it had been increased by 1% in December. By comparing age categories of arrested persons in November with December, it can be clearly identified that there were only small variations within proportions of each categories and also 4 persons less than 15 years had been arrested in December while only 2 arrested persons less than 15 years had been arrested in November. 56% of arrested persons belonged to 20-34 year age category in November as well as December and there

were significant numbers of arrested persons in all other age categories. Half of the arrested persons in each of November and December were married. Although 4% of arrested persons never been to school in each of these two months, there were 37% and 39% of arrested persons whose education level was Ordinary Level in November and December respectively. Also, 7% and 9% of arrested persons in November and December respectively had completed Advanced Level and University/technical education had been completed by 7 persons in both of these months. Therefore, it can be concluded that education level of a person was not a significant factor for associating with drug related offence.

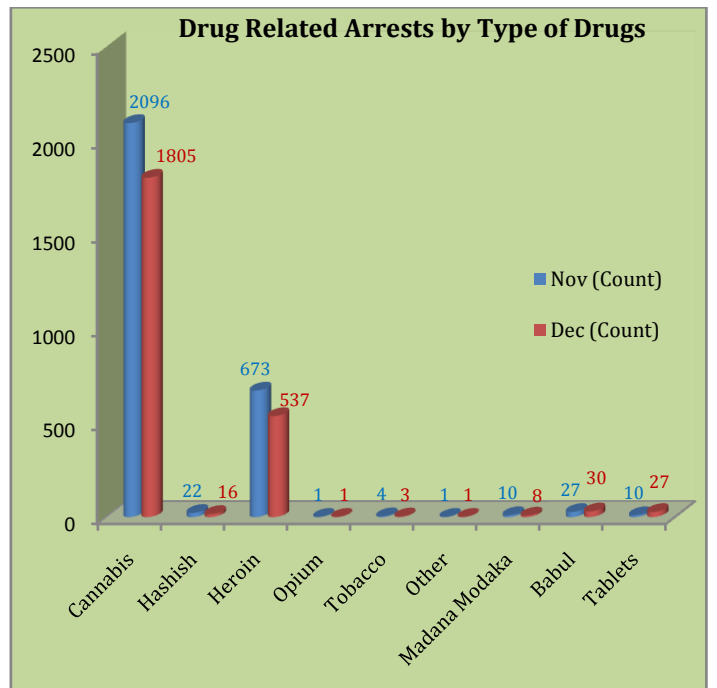
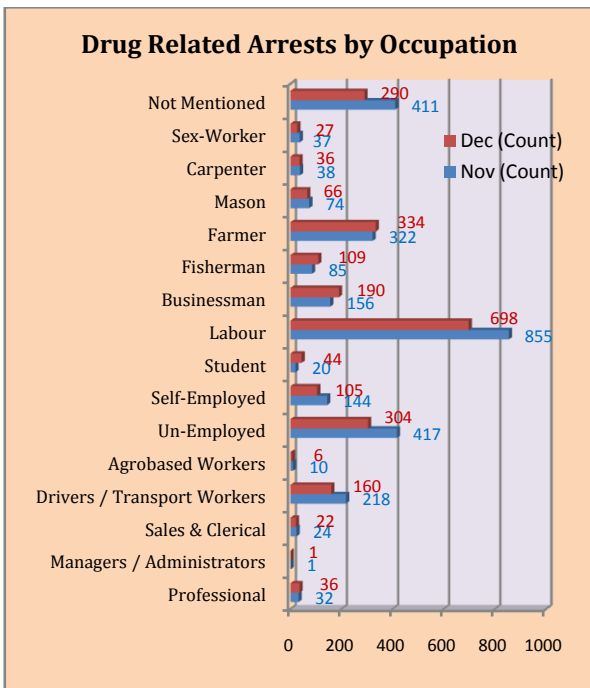
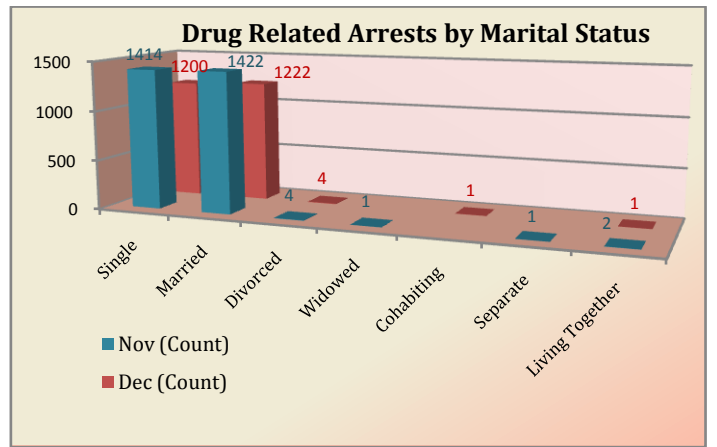
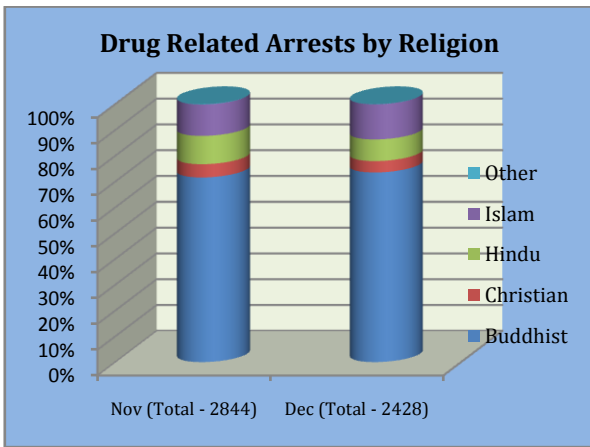
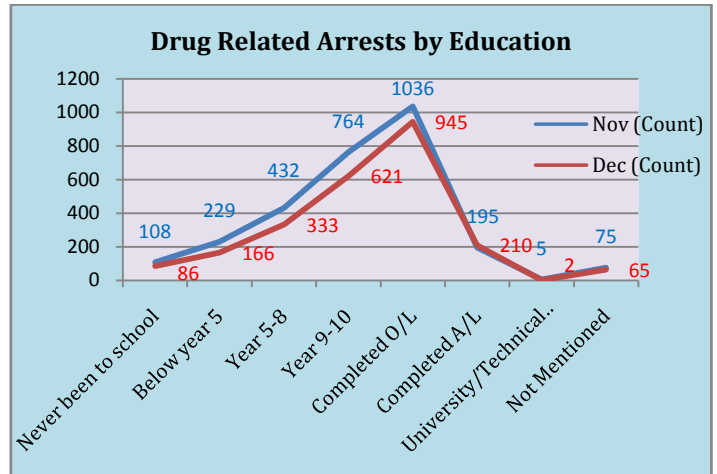
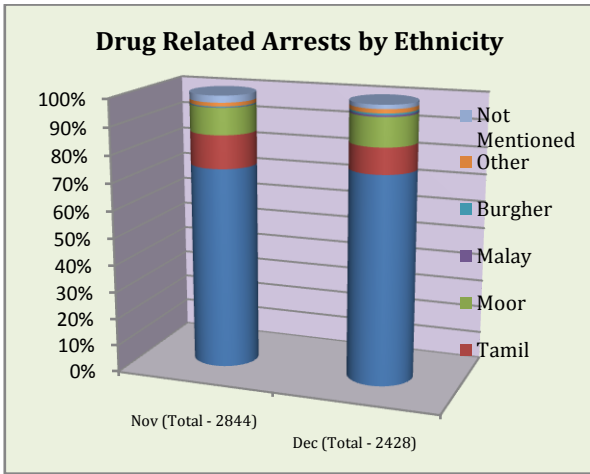
By considering the ethnicities of arrested persons in November and December data separately, majority of the arrested persons was Sinhalese but arrested persons in other ethnicities such as Tamils and Moors were recorded. These data showed that percentage of Tamils was greater than percentage of Moors in November and it was wise versa in December. By considering the religions of arrestees in November as well as December, majority of the arrested persons was Buddhists but arrested persons belonged to other religions as well. Therefore, it indicated that religion and ethnicity were not significant factors for engaging the drug related offence.

By comparing the occupation distributions of arrested persons between November and December, it can be clearly identified that proportion of labours was the highest from proportions of each occupation category which were engaging by arrestees in each of the both months and some of the arrestees were working as drivers, farmers, fishermen, businessmen etc. However, there were some small variations of proportions of every occupation which were engaging by arrestees in December with compared to November. Also, 2% of arrestees were students, 12.5% of arrestees were unemployed and 1.5% of arrestees were professionals from the related data.

Cannabis was the most reported drug, which was involved in drug related offences in November as well as December, It was 74%. Heroin was next highest drug and 24% of arrestees in November and 22% of arrestees in December were engaging on heroin related offence. Hashish, babul, madanamodaka, tobacco, opium and tablets were rest of the drugs, which were involved in drug related offences. Most of the arrested persons, 72%, were arrested in December for possession of drugs and it was 71% in November.



(Source - Drug Abuse Monitoring System in November -December of 2017)



(Source - Drug Abuse Monitoring System in November -December of 2017)